


# VIGILEX<sup>®</sup>

## EXPLOSION PROTECTION



components for your success



VIGILEX explosion vent panels are designed by the STIF Company, who are specialized in manufacturing of components for the bulk handling industry.

Established 1984, the S.T.I.F. Company has earned a solid international reputation by exporting to more than 60 countries. The production unit is based in the west of France near ANGERS, 80 km from the NANTES-ST NAZAIRE harbour, and extends over 10000 m<sup>2</sup>. After the explosion vent panels launched few years ago, the company introduced the Vigilex VQ Flame Arrestor. This new explosion protection device protects indoor machinery and replaces the costly generally used solutions of ducts, to convey the explosion outside the building. The Vigilex VQ is the first square Flame Arrestor on the market to be approved following the new standard EN16009 (Flameless explosion venting devices).

[www.vigilex.eu](http://www.vigilex.eu)

SUMMARY

p.4-5

VIGILEX VQ

**NEW**



p.6

VENT PANEL RANGE — VL, VD, VL-S, V-FLEX



p.7

VENT PANEL DIMENSIONS

RECTANGULAR & SQUARE			
Model	Material	Dimensions (mm)	Weight (kg)
VP100	Al	100x100	0.8
VP150	Al	150x150	1.2
VP200	Al	200x200	1.8
VP250	Al	250x250	2.5
VP300	Al	300x300	3.2
VP350	Al	350x350	4.0
VP400	Al	400x400	4.8
VP450	Al	450x450	5.5
VP500	Al	500x500	6.2
VP550	Al	550x550	7.0
VP600	Al	600x600	7.8
VP650	Al	650x650	8.5
VP700	Al	700x700	9.2
VP750	Al	750x750	10.0
VP800	Al	800x800	10.8
VP850	Al	850x850	11.5
VP900	Al	900x900	12.2
VP950	Al	950x950	13.0
VP1000	Al	1000x1000	13.8
VP1050	Al	1050x1050	14.5
VP1100	Al	1100x1100	15.2
VP1150	Al	1150x1150	16.0
VP1200	Al	1200x1200	16.8
VP1250	Al	1250x1250	17.5
VP1300	Al	1300x1300	18.2
VP1350	Al	1350x1350	19.0
VP1400	Al	1400x1400	19.8
VP1450	Al	1450x1450	20.5
VP1500	Al	1500x1500	21.2
VP1550	Al	1550x1550	22.0
VP1600	Al	1600x1600	22.8
VP1650	Al	1650x1650	23.5
VP1700	Al	1700x1700	24.2
VP1750	Al	1750x1750	25.0
VP1800	Al	1800x1800	25.8
VP1850	Al	1850x1850	26.5
VP1900	Al	1900x1900	27.2
VP1950	Al	1950x1950	28.0
VP2000	Al	2000x2000	28.8
VP2050	Al	2050x2050	29.5
VP2100	Al	2100x2100	30.2
VP2150	Al	2150x2150	31.0
VP2200	Al	2200x2200	31.8
VP2250	Al	2250x2250	32.5
VP2300	Al	2300x2300	33.2
VP2350	Al	2350x2350	34.0
VP2400	Al	2400x2400	34.8
VP2450	Al	2450x2450	35.5
VP2500	Al	2500x2500	36.2
VP2550	Al	2550x2550	37.0
VP2600	Al	2600x2600	37.8
VP2650	Al	2650x2650	38.5
VP2700	Al	2700x2700	39.2
VP2750	Al	2750x2750	40.0
VP2800	Al	2800x2800	40.8
VP2850	Al	2850x2850	41.5
VP2900	Al	2900x2900	42.2
VP2950	Al	2950x2950	43.0
VP3000	Al	3000x3000	43.8
VP3050	Al	3050x3050	44.5
VP3100	Al	3100x3100	45.2
VP3150	Al	3150x3150	46.0
VP3200	Al	3200x3200	46.8
VP3250	Al	3250x3250	47.5
VP3300	Al	3300x3300	48.2
VP3350	Al	3350x3350	49.0
VP3400	Al	3400x3400	49.8
VP3450	Al	3450x3450	50.5
VP3500	Al	3500x3500	51.2
VP3550	Al	3550x3550	52.0
VP3600	Al	3600x3600	52.8
VP3650	Al	3650x3650	53.5
VP3700	Al	3700x3700	54.2
VP3750	Al	3750x3750	55.0
VP3800	Al	3800x3800	55.8
VP3850	Al	3850x3850	56.5
VP3900	Al	3900x3900	57.2
VP3950	Al	3950x3950	58.0
VP4000	Al	4000x4000	58.8
VP4050	Al	4050x4050	59.5
VP4100	Al	4100x4100	60.2
VP4150	Al	4150x4150	61.0
VP4200	Al	4200x4200	61.8
VP4250	Al	4250x4250	62.5
VP4300	Al	4300x4300	63.2
VP4350	Al	4350x4350	64.0
VP4400	Al	4400x4400	64.8
VP4450	Al	4450x4450	65.5
VP4500	Al	4500x4500	66.2
VP4550	Al	4550x4550	67.0
VP4600	Al	4600x4600	67.8
VP4650	Al	4650x4650	68.5
VP4700	Al	4700x4700	69.2
VP4750	Al	4750x4750	70.0
VP4800	Al	4800x4800	70.8
VP4850	Al	4850x4850	71.5
VP4900	Al	4900x4900	72.2
VP4950	Al	4950x4950	73.0
VP5000	Al	5000x5000	73.8

p.8

ACCESSORIES



p.9

BURST SENSOR, VIGILEX VENT (Software)




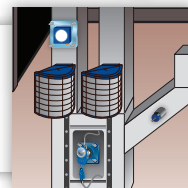
p.10

CERTIFICATION



p.11

ILLUSTRATION



**APPROVED  
EN 16009**



**CE VIGILEXVQ®**

## FLAMELESS EXPLOSION VENTING

### INTRODUCING THE VIGILEX RANGE FROM STIF, A NEW FLAMELESS DEVICE DESIGNED FOR EXPLOSION PROTECTION, TO MEET YOUR SAFETY REQUIREMENTS

To protect indoor machinery the VIGILEX VQ guarantees flameless venting and dust protection. No burnt or unburnt dust passes off. Even high temperature is reduced to a minimum. During normal venting an explosion is freely discharged, allowing flames and dust to exit from the process vessel. When the process is located indoors, ducts are generally used to convey the explosion outside the building. However, the cost and options of implementing explosion vents and ducts are limited.

The VIGILEX VQ is an ATEX approved flameless explosion vent (EC Certificate Number: INERIS 14ATEX0049X). It is used with great effect indoors and outdoors. It is the best and easiest solution instead of cumbersome and expensive solutions with pipe installations to the open air. The VIGILEX VQ provides low pressure resistance effectively eliminating flame and heat emissions thereby easing indoor installation and positioning of relevant machinery.

The VIGILEX VQ is rectangular and supplied with a standard rectangular bursting panel. The VIGILEX VQ is available in different sizes and is delivered with a burst sensor. The Vigilex VQ is certified by the French notified body INERIS and will comply with the latest standard for Flameless Explosion Venting Devices: EN 16009: 2011.



ATEX CERTIFICATION: BY FRENCH NOTIFIED BODY INERIS

#### APPLICATIONS:

- Kst max 500
- Pmax ≤ 10 bar
- Pred ≤ 2,3 bar
- Pstat = 0,1


OPTIONAL:  
SANITARY COVER



DELIVERED WITH A VIGILEX VENT PANEL



ACCESS DOOR





MOVIE AVAILABLE ON YouTube



### VIGILEX VQ SPECIFICATIONS

VIGILEX VQ	IN COMBINATION WITH VENT PANEL			BOLT SPECS	
MODEL	Nominal Size (mm/inch)	Nominal Square (m <sup>2</sup> /ft <sup>2</sup> )	Weight (Kg)	Qty	Size
VIGILEX VQ 170x470	170 x 470 mm - 7 x 19 in	0,0785 m <sup>2</sup> - 0,845sqft	62 kg	20	M10x30
VIGILEX VQ 270x458	270 x 458 mm - 11 x 18 in	0,1220m <sup>2</sup> - 1,315sqft	85 kg	22	M10x30
VIGILEX VQ 300x500	300 x 500 mm - 12 x 20 in	0,1480m <sup>2</sup> - 1,595sqft	105 kg	24	M10x30
VIGILEX VQ 305x610	305 x 610 mm - 12 x 24 in	0,1840m <sup>2</sup> - 1,980sqft	115 kg	26	M10x30
VIGILEX VQ 350x650	350 x 650 mm - 14 x 26 in	0,2250m <sup>2</sup> - 2,425sqft	125 kg	26	M10x30
VIGILEX VQ 490x590	490 x 590 mm - 19 x 23 in	0,2865m <sup>2</sup> - 3,084sqft	145 kg	32	M10x30
VIGILEX VQ 610x610	610 x 610 mm - 24 x 24 in	0,3695m <sup>2</sup> - 3,975sqft	160 kg	32	M10x30
VIGILEX VQ 586x920	586 x 920 mm - 23 x 36 in	0,5360m <sup>2</sup> - 5,770sqft	170 kg	42	M10x30



RANGE

VIGILEX VL

DESIGNED FOR SINGLE FLAT OR ROUND FILTERS AND SANITARY APPLICATIONS STANDARD VACUUM RESISTANCE: 50 mbar



**STANDARD CHARACTERISTIC:**

- Design : single flat
- Fully frame black EPDM gasket (-40°+80°C)
- Integrated stainless steel flange
- Can be rolled : radius on request

**OPTION VL SANITARY:**

- Panel material stainless steel 316L
- Full frame silicon FDA gasket (-60°+200°C)
- Integrated stainless steel 316L flange
- Can be rolled : radius on request

VIGILEX VD

OPTIMAL FOR VACUUM PROCESS WITH PULSATING /CYCLING STANDARD VACUUM RESISTANCE: 200 mbar



**STANDARD CHARACTERISTIC:**

- Design : single domed
- Fully frame black EPDM gasket (-40°+80°C)
- Integrated stainless steel flange
- Other vacuum resistance available

**OPTION VD SANITARY:**

- Panel material stainless steel 316L
- Full frame silicon FDA gasket (-60°+200°C)
- Integrated stainless steel 316L flange
- Other vacuum resistance available

VIGILEX VL-S

DESIGNED FOR SINGLE FLAT OR ROUND APPLICATIONS : FILTERS, SILOS, ... STANDARD VACUUM RESISTANCE: 50 mbar



**STANDARD CHARACTERISTIC:**

- Design single flat
- Additional flanges needed
- Black EPDM gasket (-40°+80°C)
- Can be rolled : radius on request

**OPTION VL-S SANITARY:**

- Panel material stainless steel 316L
- Additional flanges needed 316L
- Silicon FDA gasket (-60°+200°C)
- Can be rolled : radius on request

VIGILEX V-Flex **NEW**

DESIGNED ALSO FOR ROUND SHAPED EQUIPMENT.MANUAL RUNNING. STANDARD VACUUM RESISTANCE: 50 mbar




**STANDARD CHARACTERISTIC:**

- Design single flat, can be rolled by hand
- No additional flanges needed
- Black EPDM gasket (-40°+80°C)
- Available sizes on demand

**OPTION V-FLEX SANITARY:**

- Panel material stainless steel 316L
- Integrated stainless steel 316L flange
- Silicon FDA gasket (-60°+200°C)
- Available sizes on demand



## EXPLOSION VENT PANEL DIMENSIONS: VL VD VL-S

### RECTANGULAR & SQUARE

INTERNAL DIMENSION		EXTERNAL DIMENSION	AREA
( mm )	Inches	( mm )	( cm <sup>2</sup> )
150 x 600	6 x 24	230 x 680	885
205 x 290	8 x 11	285 x 370	580
220 x 420	9 x 17	300 x 500	910
229 x 229	9 x 9	310 x 310	515
229 x 305	9 x 12	310 x 386	690
247 x 610	10 x 24	327 x 690	1485
250 x 480	4 x 21	350 x 580	1200
270 x 500	11 x 20	360 x 590	1330
280 x 530	11 x 21	380 x 630	1480
300 x 600	12 x 24	366 x 666	1605
305 x 457	12 x 18	386 x 538	1385
319 x 765	12 x 30	405 x 850	2480
340 x 385	13 x 15	404 x 449	1250
340 x 440	13 x 17	404 x 504	1430
375 x 655	15 x 25	460 x 740	2445
390 x 620	15 x 24	470 x 700	2395
410 x 410	16 x 16	480 x 480	1660
457 x 890	20 x 28	537 x 970	4040
470 x 610	18 x 24	550 x 690	2845
480 x 680	19 x 27	580 x 780	3260
490 x 590	19 x 23	570 x 670	2865
525 x 668	21 x 26	630 x 765	3475
580 x 780	22 x 30	680 x 880	4520
586 x 920	23 x 36	666 x 1000	5360

INTERNAL DIMENSION		EXTERNAL DIMENSION	AREA
( mm )	Inches	( mm )	( cm <sup>2</sup> )
610 x 610	24 x 24	690 x 690	3695
610 x 1118	24 x 44	690 x 1198	6785
629 x 1004	25 x 40	685 x 1059	6050
645 x 645	21 x 26	740 x 740	4130
653 x 653	26 x 26	740 x 740	4260
680 x 680	27 x 27	780 x 780	4595
680 x 880	27 x 35	780 x 980	5980
780 x 780	30 x 31	880 x 880	6080
780 x 980	30 x 39	880 x 1080	7640
780 x 1180	30 x 46	880 x 1280	9160
800 x 1000	31 x 40	890 x 1090	7960
880 x 880	35 x 35	980 x 980	7700
900 x 900	35 x 35	990 x 990	8060
915 x 1118	36 x 44	996 x 1198	10200
920 x 920	36 x 36	1000 x 1000	8425
920 x 1380	36 x 54	1000 x 1460	12420
940 x 1440	37 x 56	1000 x 1500	13250
980 x 980	39 x 39	1080 x 1080	9600
1000 x 1000	40 x 40	1056 x 1056	9680
1020 x 1020	40 x 40	1100 x 1100	10360
1080 x 1080	42 x 42	1180 x 1180	11600
1130 x 1130	44 x 44	1220 x 1220	12720
1180 x 1180	46 x 46	1280 x 1280	13875


### ROUND

INTERNAL DIMENSION		EXTERNAL DIMENSION	AREA
( mm )	Inches	( mm )	( cm <sup>2</sup> )
Ø 200	8	Ø 268	310
Ø 250	10	Ø 341	480
Ø 300	12	Ø 390	695
Ø 350	14	Ø 422	955
Ø 400	16	Ø 473	1250
Ø 450	18	Ø 545	1580

INTERNAL DIMENSION		EXTERNAL DIMENSION	AREA
( mm )	Inches	( mm )	( cm <sup>2</sup> )
Ø 500	20	Ø 574	1935
Ø 600	24	Ø 676	2790
Ø 700	28	Ø 776	3830
Ø 750	30	Ø 842	4400
Ø 800	31	Ø 890	5005
Ø 900	36	Ø 980	6335
Ø 980	39	Ø 1070	7510

### TECHNICAL INFORMATION

STIF MODEL	DESIGN	P <sub>stat</sub> @ 20 °C	EFFICIENCY RATIO	MAX VACUUM	KST MAX	OPTION SANITARY
VL	Single flat Integrated frame	0,1 bar (±15%)	80 % - 100 %	50 mbar	500 bar.m/s	*
VD	Single domed Integrated frame		80 % - 100 %	200 - 500 mbar	500 bar.m/s	*
VL-S	Single flat		80 % - 100 %	50 mbar	500 bar.m/s	*
V-Flex	Single flat		80 % - 100 %	50 mbar	500 bar.m/s	*



## ACCESSORIES

### THERMAL INSULATION

#### VIGILEX TI

Thermal insulation is provided by using ARMAFLEX covered with aluminium foil preventing heat loss, condensation and offering UV protection.



### WEATHER PROTECTION

#### VIGILEX WI

This lightweight weather cover offers protection to the explosion vent panels from the elements with the effects of wind, snow, hail and dirt minimised.



### DUCT DISCHARGE

#### VIGILEX CAP


Range of duct discharge in either galvanised or stainless steel.



### VACUUM SAFETY GRID

#### VIGILEX GS & GD

Range of fall and vacuum protection in galvanised or stainless steel.



## OPTIONS

- Other sizes available on request
- Different burst pressure available on request
- Other gasket material available on request
- Bolts and earth lead
- Material stainless steel 316L on request




# VIGILEX®

## BURST SENSOR

### BURST SENSOR


#### VIGILEX IND **SIL2** **NEW**

Inductive proximity sensor Atex Zone 21.  
Voltage: 12-48 V DC



#### VIGILEX MEC

Mechanical burst sensor Atex Zone 21.  
Voltage: 12-240 V AC/DC




#### VIGILEX MAG

Magnetic burst sensor Atex Zone 21.  
Voltage: 12-60 V DC



#### VIGILEX SEC

Breakable burst sensor Atex Zone 21.  
Voltage: 12-24 V DC



#### VIGILEX CAB

Breakable cable burst sensor.



## VIGILEX® VENT


### VENT AREA CALCULATION SOFTWARE



You can calculate the vent area using our new software available directly in our webpage: [www.vigilex.eu](http://www.vigilex.eu)

The software calculate the vent area according to the standard EN 14491, EN 14994, VDI 3673 and NFPA68.

Then it gives choice of vent panels according to the vessel technical specification.



All the vent panel bolts pattern can be download on our webpage [www.vigilex.eu](http://www.vigilex.eu)

# VIGILEX®




The **VIGILEX explosion vent panels** and flame arrestors are ATEX approved products certified by the French notified body INERIS. STIF is the only French company to have EC certificate for this kind of products. STIF is also certified ISO 9001 AFAQ.

In the event of an explosion the vent panels are designed to evacuate the pressure in order to protect both the workforce and surrounding facilities. The Vigilex explosion vent panels offer a simple and efficient protection system which is designed to resist vacuum under cycling conditions and can be used in silos, cyclones, filters units and vessels.

[www.vigilex.eu](http://www.vigilex.eu)

## DIRECTIVE: 94/9/CE 1994



### Conformity:


Ex II GD

EN 14491 / EN 14994 / EN 14797-2007 / EN 1127.1-2011

EC Type examination certificate:  
INERIS 15ATEX001X

Production quality assurance  
notification: INERIS 08ATEXQ406

## QUALITY CONTROL



We test the vent panels in our factory according to **EN 14797**. These panels are manufactured under the **CE examination certificate type INERIS 15ATEX001X** and the quality management system of the company is certified by the **CE quality certification INERIS 08ATEXQ406**.

Explosion vent panels are supplied with a certificate of conformity complete with burst test results along with installation guidelines.



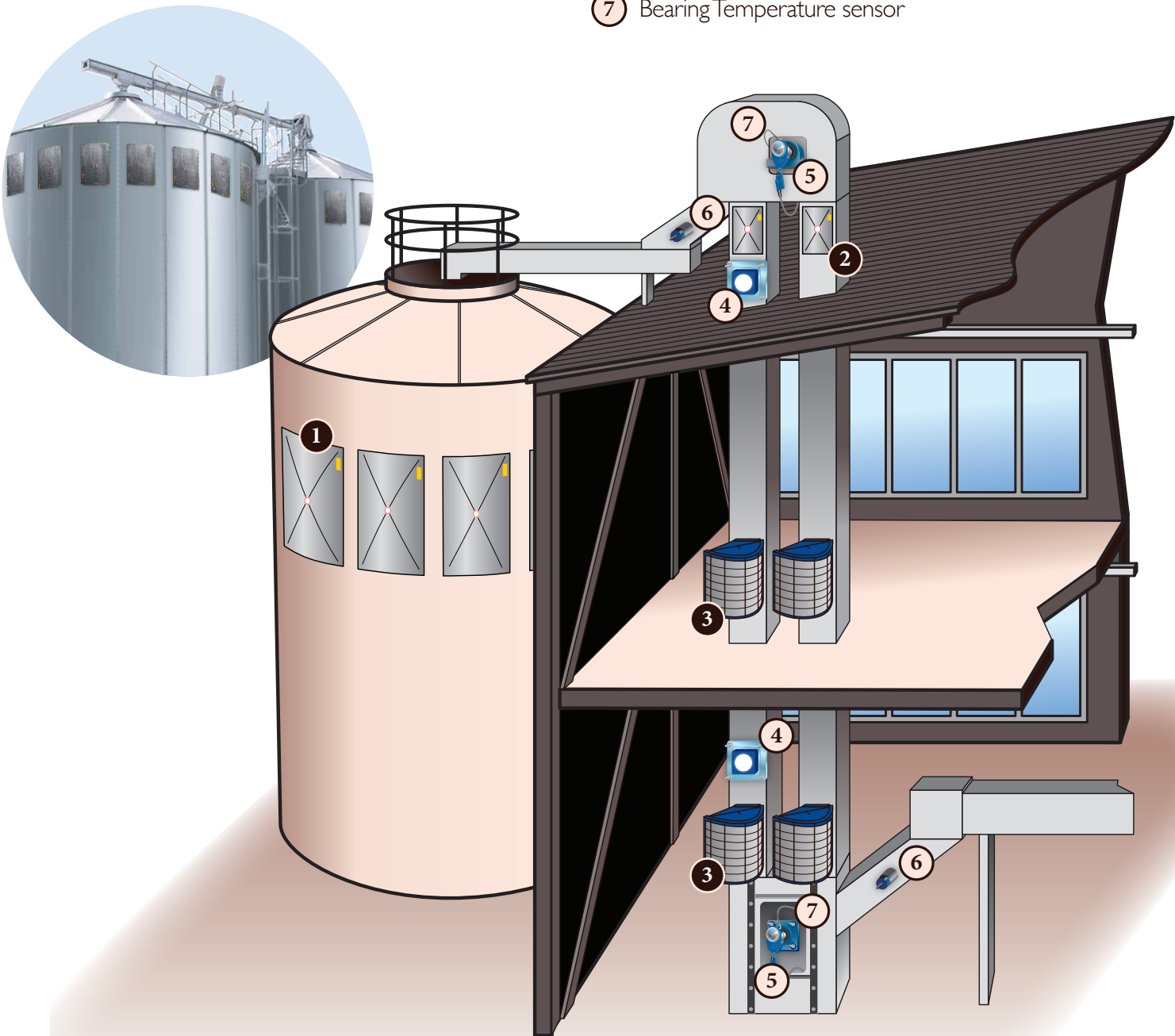
## EXAMPLE OF INDOOR AND OUTDOOR APPLICATIONS FOR VIGILEX DEVICES

### EXPLOSION PROTECTION DEVICES

- 1 Rolled explosion vent panel
- 2 Flat Explosion Vent panel
- 3 Flame Arrestor

### SAFETY EQUIPMENTS (SENSORJET range)

- 4 Belt Alignment System
- 5 Motion Controller
- 6 Choke sensor
- 7 Bearing Temperature sensor





[www.stifnet.com](http://www.stifnet.com)



## EUROPE

### STIF (Head Office)

#### Factory

Z.A. de la Lande  
49170 Saint-Georges-sur-Loire  
FRANCE

Tél.: +33 2 41 72 16 82

Fax: +33 2 41 39 32 12

E mail: [sales@stifnet.com](mailto:sales@stifnet.com)

Web: [www.stifnet.com](http://www.stifnet.com)

### STIF IBERICA

#### Sales Office

La Selva - 21 Nave 2  
Pol. Indus. Les Salines  
08880 Cubelles  
BARCELONA - ESPAÑA

Tel.: +34 938 950 262

Fax: +34 938 950 298

E mail: [ventas@stifiberica.es](mailto:ventas@stifiberica.es)

Web: [www.stifnet.com](http://www.stifnet.com)

## AMERICA

### STIF AMERICA

#### Sales Office

Oficina 4-04  
Centro Empresarial Mar del Sur  
Calle Primera El Carmen—Panamá  
Rep. de PANAMÁ

Tel.: +507 393-3787

Fax: +507 393-7467

E mail: [stifamerica@stifnet.com](mailto:stifamerica@stifnet.com)

Web: [www.stifnet.com](http://www.stifnet.com)

### STIF USA

#### Sales Office

PO Box 46218  
Plymouth, MN 55446  
Tel.: 763-203-9088

E mail: [sales@stifusa.com](mailto:sales@stifusa.com)

[www.stifnet.com](http://www.stifnet.com)

## ASIA

### STIF (SUZHOU)

#### Factory

Unit 7, N° 2318  
East Taihu Lake Road  
Wuzhong District, Suzhou City  
Jiangsu Province, CHINA

Ph.: +86 512 6656 8968

Fax: +86 512 6656 9128

E mail: [sales@stif.cn](mailto:sales@stif.cn)

Web: [www.stif.cn](http://www.stif.cn)

### STIF ASIA

#### Sales Office

2 Jurong East St 21  
#04-28K IMM Building  
SINGAPORE 609601

Ph.: +65 6563-2098

Fax: +65 6562-6083

E mail: [sales@stif.com.sg](mailto:sales@stif.com.sg)

Web: [www.stifnet.com](http://www.stifnet.com)

### PT. STIF INDONESIA

#### Sales Office

Jl. Ratna no. 1A  
BEKASI – 17412  
INDONESIA

Ph.: +62 21 8499 6745

Fax: +62 21 8499 5151

Email: [indo@stif.com.sg](mailto:indo@stif.com.sg)

[sales@stif.com.sg](mailto:sales@stif.com.sg)

